FAGOR
PROFESSIONAL



Investing in efficiency is investing in the future

You make it happen

Committed to the future developing a sustainable present

At Fagor Professional we know how important efficiency is and we are very aware of our commitment to the environment. That is why we have developed a new state-of-the art product range with low consumption and high energy savings for their entire life span.



GREEN EVOLUTION
FOR A SUSTAINABLE FUTURE.



01

Water

Saving water and using it properly are our goals, we do not want to waste it. We offer washers with optimised design and programming as well as a unique accessory, the water recovery tanks.

02

Energy

Energy optimisation is fundamental in a laundry. Our machines have been designed for greater energy savings with this in mind.

03

Chemicals

We design our washers with features to ensure the most accurate use of chemicals, to offer greater savings and take care of garments.

04

Technology

We apply the latest technology to ofer very efficient laundry machinery.

Today's efficiency that improves your tomorrow



In a laundry, the machines are the visible part of an iceberg.

At Fagor Professional we pay attention to the iceberg part that cannot be seen, to optimize the expenses during the whole Life Cycle Cost. What matters is not the purchase price of a machine but the total cost of ownership that it will have during its life cycle. (Total Cost of Ownership).



Efficiency
WASHING

Washer

01
High G Factor: more efficient spinning

02
Low water consumption Touch Plus Control

03
Water savings

04
Chemicals savings

05
Water recovery system: WREC-80 / 150 /1000

06
Weighing system



Efficiency
WASHING

01

High G Factor: more efficient spinning

⊕ Precision
⊖ Consumption
water and energy

The average low speed washing of the competition has a 100 G Factor.

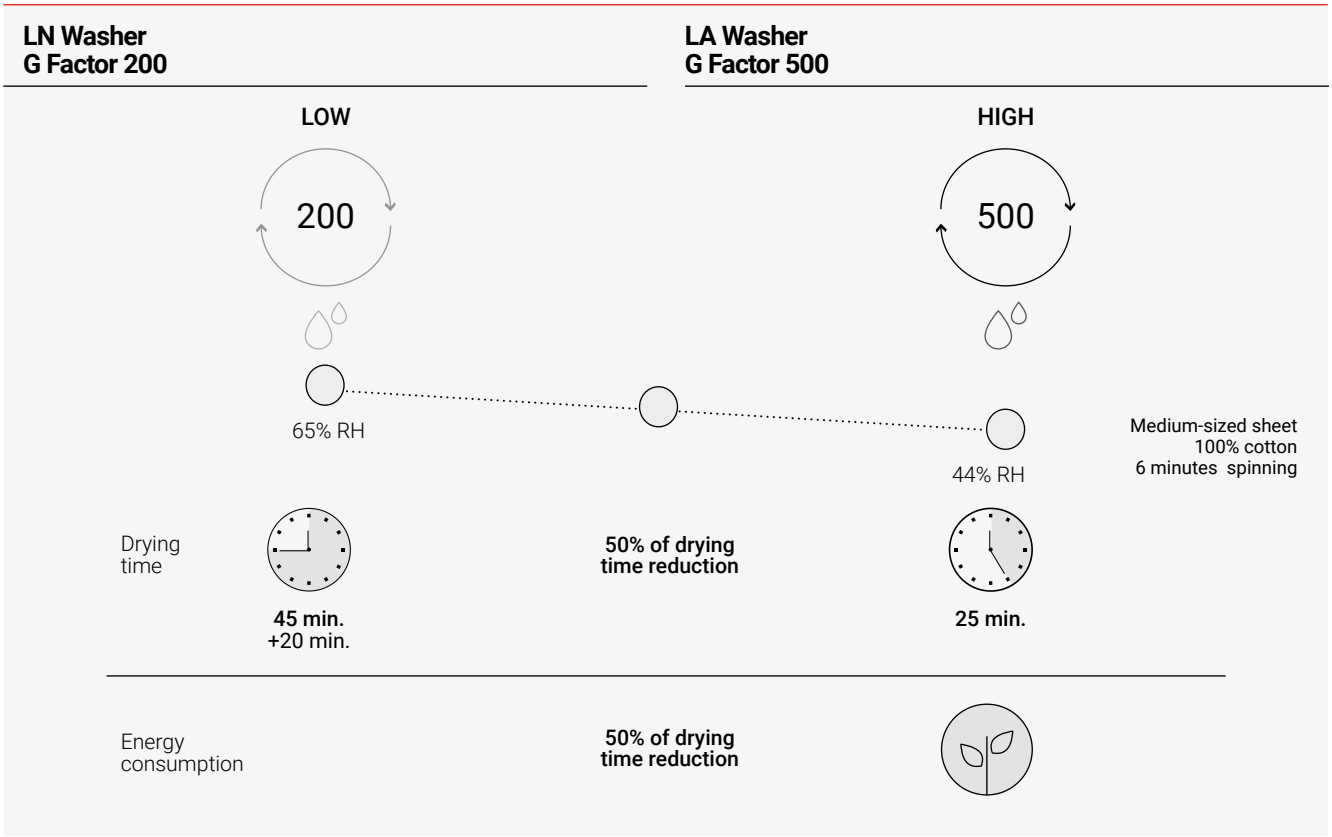

02

Low water consumption Touch Plus Control

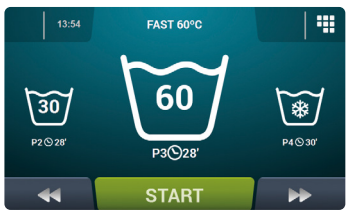

Touch Plus Control

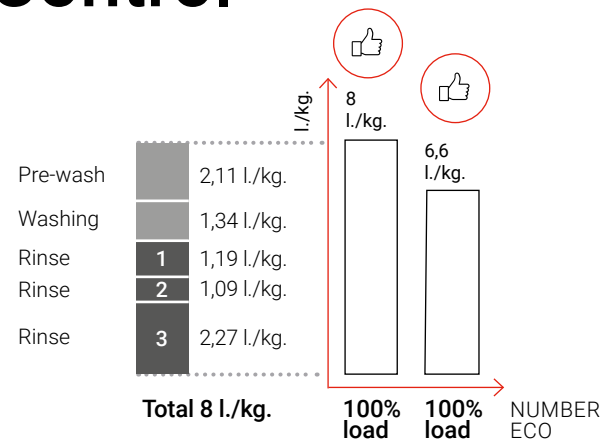



MINIMUM DISTANCE

Efficiency
WASHING

03

Water savings

We save water using the weighing system and the saving programme.



You choose the savings level

Precision

Consumption
water and energy

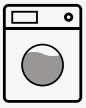

Full load

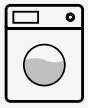

50% load

Examples with partial loads: increased savings.



NONE ADJUSTMENT



25% SAVINGS



50% SAVINGS



REDUCTION IN PROPORTION TO THE LOAD



The programme is executed as set, with no adjustments.



If we load 50% we get 18'75% of water savings.



If we load 50% we get 25% of water savings.



If we load 50% we get 50% of water savings.

04

Chemicals savings

Allows the configuration of the machine with several levels to achieve chemicals savings as well as water and energy savings, no matter the load level. With less load we get more savings.

Data can be transmitted to the chemicals via pulses, **RS-485 protocol** or via the **IoT**.

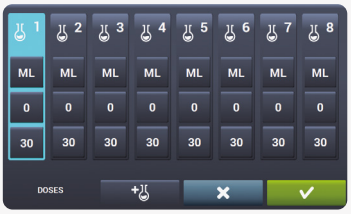

Precision

Dosing time

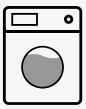

Full load

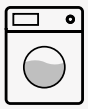

50% load

Examples with partial loads: increased savings.



NONE ADJUSTMENT



25% SAVINGS



50% SAVINGS



REDUCTION IN PROPORTION TO THE LOAD



The programme is executed as set, with no adjustments.



If we load 50% we get 18'75% of chemicals savings.



If we load 50% we get 25% of chemicals savings.



If we load 50% we get 50% of chemicals savings.

Efficiency
WASHING

05

Water recovery tanks

Example without WREC-150

Standard programme example		High spin 28kg washer
Pre-wash	2,11 l/kg	60,20 l.
Washing	1,34 l/kg	38,64 l.
Rinse 1	1,19 l/kg	34,44 l.
Rinse 2	1,09 l/kg	31,64 l.
Rinse 3	2,27 l/kg	64,38 l.
	Total 8 l/kg	**Total 229,60 l.**



-70%

Water consumption in the case of 3 rinses

Example with WREC-150

The rinse water **3** passes to the rinse **1** and **2**
The rinse water **1** and **2** passes to the prewash
The rinse water **1** passes to the wash

New model WREC-1000 centralised tank to be connected to one or more machines.
Each tank is 1.000 litres, 1 to 3 tanks available.

In a LA-80 C TP2 washer we can achieve up to 56% water savings thanks to WREC-1000 if we load 60% of the capacity, with towels.

Regarding energy, we can achieve 12% electricity savings with the same load and WREC-1000.

Water savings

-56% value

Washer

656 litres

Washer with WREC-1000

288 litros

Energy savings

-12% value

Washer

21,37 kW/h

Washer with WREC-1000

18,80 kW/h

Data based on tests with an 80kg washer with a 60% load with towels.



Efficiency
WASHING

06

Weighing system

Available option in LA-11 to 120.
It brings great water, chemicals and energy savings, especially with partial loads, as it adjusts water and chemicals to the real load.



Advantages
In a LA-80C TP2 washer with 50% of the load we can get up to 70% water and 45% energy savings.



Efficiency
WASHING

-70%

Water consumption in the case of 3 rinses

-45%

Electricity consumption in the case of 3 rinses

In a LA-80C TP2 washer we can achieve up to 68% savings thanks to WREC-1000 and the weighing system installed in the washer, if we load for example 60% of the capacity with towels.

Regarding energy we can achieve up to 45% energy savings with WREC-1000 and the weighing system with the same load.

Water savings

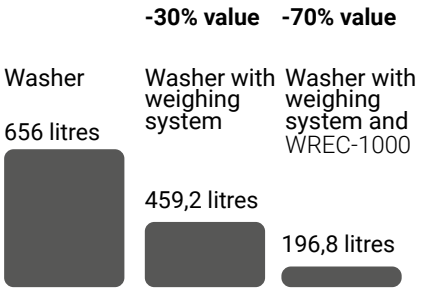

Energy savings

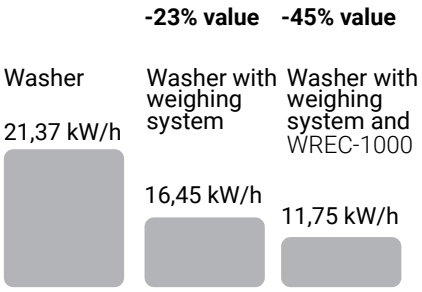

Example of tests in an 80kg washer with 60% towels load.



Efficiency
DRYING

Dryer

01
Fagor Professional tumble dryer range: comparison according to efficiency.

02
iDry: intelligent moisture control

03
Gama Advance+
Green Flow System
Thermal insulation

04
Filter and turbine: optimised designs

05
Heat pump



Efficiency
DRYING

01

Fagor Professional tumble dryer range: comparison according to efficiency

Ranges Features	Advance	Advance with iDRY Moisture control	Advance+
iDry **Intelligent moisture control**	No	Yes (option included)	Standard
Green flow system **Air recovery**	No	No	Standard
Double glass	Option	Option	Standard
Thermal insulation	No	No	Standard
Cycle time	32 min	29 min	25 min
Time reduction		-3 min	-7 min
Energy (Kwh.) **Saving**	48 KWh/cycle	43,5 KWh/cycle	37,5 KWh/cycle

02

Intelligent moisture control iDry

Optimised spinning speed

Intelligent moisture control adapts the drum's spinning speed to the moisture level in each drying phase.

Efficiency

The moisture sensor automatically adjusts the cycle time to the setpoint moisture of the clothes

⊕ Precision
⊖ Time



	iDry OFF	iDry ON
Time cycle (min.)	32 min	29 min
Time reduction		-3 min

We shorten the cycle time so we save energy (especially in partial loads) but also we take care of garments as they are not overdryed. Cycle stops when the set moisture level is reached.

Efficiency
DRYING

03

Advance+ range

The range with the most features
to ensure drying efficiency.

ADVANCE +



Gama Advance +

iDry

Intelligent moisture control.

Double Skin

Thermal insulation.
Full isolated air flow circuit.

Automatic reverse rotation

Standard in all models.

Green Flow System

Air recovery system for
increased energy efficiency.

Efficient airflow

Filter with larger surface
and improved air flow.

Mixed flow

Axial and Radial
efficient air Flow.

Efficiency
DRYING

Green Flow System

Taking advantage of the hot, almost dry air, we shorten drying times and reduce energy consumption.



Double skin

Thermal insulation to keep heat inside the machine



Thermal insulation



Without thermal insulation

- All air flow circuit is insulated
- Double glazed door
- Air channels
- Double panel



Efficiency
DRYING

04

Filter and turbine
Optimised designs

-30%
MORE EFFECTIVE



Efficiency
DRYING

Increases the time of more machine efficiency

⊕ Efficiency
⊖ Dedicaction

✓ Reduced number of times to clean the filter with its dedication time.

✓ More efficient cycle time between each filter cleaning, improving the overall machine performance.

✓ More machine available time.



Filter in drawer format
- Easy to open
- Easy to clean
- More ergonomic
- More surface (+30%)

Stainless steel filter mesh

As an option
Choose the size of the stainless-steel mesh you want between standard 0.3 mm, 0.6 and 1.2 mm.



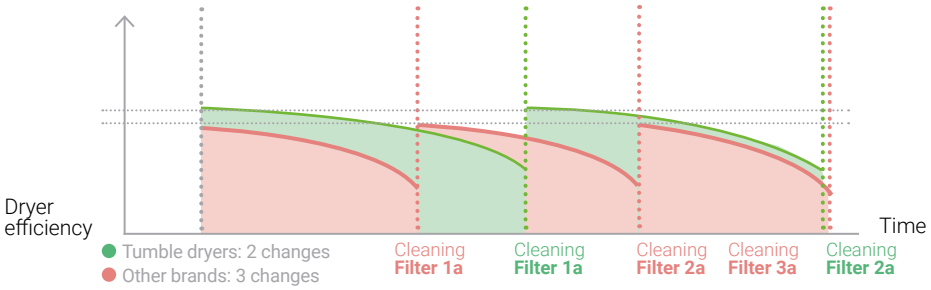



Turbine and box assembly optimised outlet
The design, curves, elbows, and diameter have been optimised to get the most out of the airbox assembly with the turbine.

+20%

of increased performance thanks to the design.

Turbine: air flow, with models of different sizes.

Efficiency
DRYING

05

Heat pump

A new range of Heat Pump dryers. The most efficient. Industrial heat pump models (11 to 22kg) and Professional heat pump models (8 and 10kg).





Optimized cycle time

Full load of 100% cotton towels

Industrial dryer → 63 minutes

Professional dryer → 70 minutes

60% load, 50% poliester 50% cotton towels

Industrial dryer → 32 minutes

Professional dryer → 35 minutes

Efficiency
IRONING

Flatwork ironer

01
Radiant burner:
the most efficient.

02
Smart System

03
HPS system

04
Longitudinal folder



01

Radiant burner: the most efficient

In flatwork ironers Ø 325, 500 y 650 mm



Atmospheric burner

VS



Radiant burner

Advantages

With a similar gas consumption, the hourly productivity of the ironer increases 25% compared to the same machine with atmospheric gas.

They can be used in places with high altitudes and without the oxygen level problem affecting combustion.

Efficiency
IRONING

02

Smart System

Automatic regulation of ironing speed according to residual moisture in garments

Example in **Flatwork ironer ø 650**

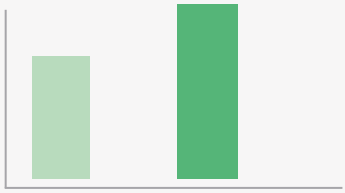

+19% Productivity



⊕ Production
⊖ Energy

- Energy savings
- Increased production
- Delicate treatment of garments

03

HPS system

The garment introduction sensor and LED lights help to adapt feeding speed to optimise productivity.

Example in **Flatwork ironer ø 650**

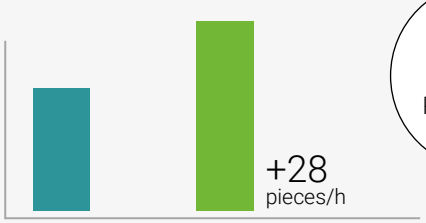

+40% Productivity

Manual mode
78 pieces/hour

HPS system mode
moisture control and speed in introduction:
100-110 pieces/hour



⊕ Production
⊖ Energy

04

Built-in longitudinal folder

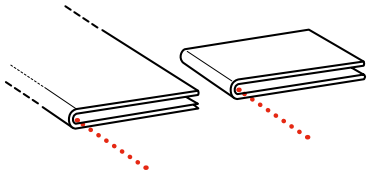



- Efficiency in the process, which goes from manual to automatic.
- LED indication of availability to save time.
- High speed folding for greater productivity.
- Automatic mode to detect sheet dimensions: efficiency and time saving.

Laundry Iceberg

1 washer LA-18 TP2 HW
1 washer LA-45C TP2 HW
1 tank WREC-1000
1 dryer SR-18 TP2 PLUS G
1 dryer SR-45 TP2 PLUS G
1 flatwork ironer PS-50-330 TP2 GR

Here we show you a laundry with its calculations with the iceberg, and the consumption throughout its life cycle, thanks to the efficiency and technology.

Description	%	
Machine Cost	8,40 %	8,50%
Scrapping	0,10 %	
Water	6,28 %	91,50 %
Detergents - Chemicals	22,09 %	
Heating Energy	54,41 %	
Operating Electricity	5,37 %	
Maintenance	2,10 %	
Consumables	1,24 %	

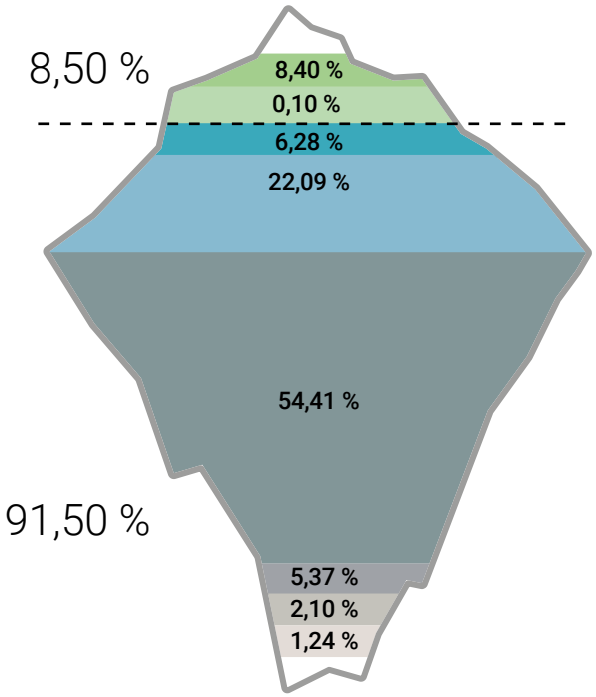

Laundry work summary in 10 years

Cycles/Hours work day	10	Machine cycles
Working days per year	320	Days
Cycles work year	3.200	Cycles
Kg. processed in washers	2.016	Tons
Kg. processed in dryers	2.016	Tons
Kg. processed in ironers	3.840	Tons



Life cycle cost: 10 YEARS

Washing

Description	%	
Machine Cost	7,27 %	7,36%
Scrapping	0,09 %	
Water	13,80 %	92,64 %
Operating Electricity	5,33 %	
Heating Energy	23,17 %	
Detergents	48,53 %	
Maintenance	1,82 %	

The WREC-1000 saves up to 70% of the water, which is not indicated in the iceberg.

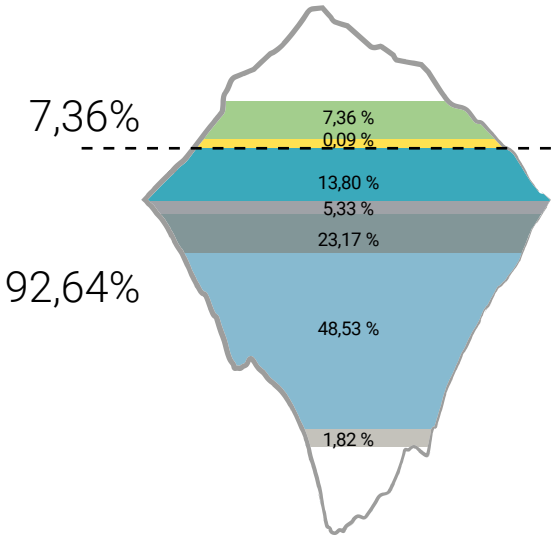

Drying

Description	%	
Machine Cost	9,50 %	9,62%
Scrapping	0,12 %	
Heating Energy	78,86 %	90,38 %
Operating Electricity	9,15 %	
Maintenance	2,37 %	

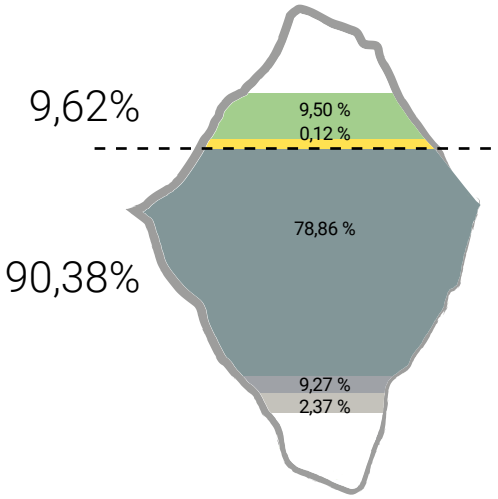

Ironing

Description	%	
Machine Cost	9,27 %	9,38%
Scrapping	0,12 %	
Heating Energy	81,40 %	90,62 %
Operating Electricity	3,42 %	
Maintenance	2,32 %	
Consumables	3,48 %	

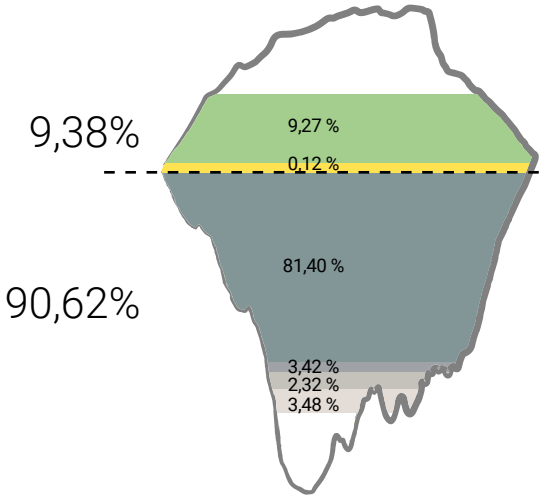

FAGOR PROFESSIONAL

ONNERA GROUP

MONDRAGON HUMANITY AT WORK

ISO 9001

AENOR Gestión Ambiental GA-2006/0166

AENOR ER Empresa Registrada ER 022/1/91

ACTIVELY SUPPORTING FCSI FOODSERVICE CONSULTANTS SOCIETY INTERNATIONAL

Santxolopetegi auzoa, 22
20560 Oñati, Gipuzkoa (España)

Tel. (+34) 943 71 80 30
info.laundry@fagorprofessional.com

www.fagorprofessional.com